

# Quarterly Operations Report - February 2019

## Table of Contents

---

### Operating Budget - FY2019 Budget to Actual

Budget to Actual Section Divider	Page 3
University of North Texas	Page 4
UNT Health Science Center	Page 6
University of North Texas at Dallas	Page 8
UNT System Administration	Page 10

---

### Investment Performance

Investment Performance Section Divider	Page 12	
Consolidated UNT System	Page 1	7
University of North Texas		
UNT Health Science Center		
University of North Texas at Dallas		
UNT System Administration		

---

### Capital Improvement Plan Status

Capital Improvement Plan Status Section Divider
Project Budget Status
Project Overview
Capital Improvement Plan Summary
Project Status Detail

---

### Information Technology Status Report

Information Technology Project Status Report Section Divider
Information Technology Status Report

# Budget to Actual




1 Net Tuition and Fees

Tuition behind Q1 estimates by \$13.8 M (\$10.8 M Undergrad and \$3.0M Graduate) due to bs t and unfilled positions given by vacan

Salaries Staff  
4 Wages and Other Compensation

Overallocated to Q1 estimate for Wages. Q1 FY18 to Q1 FY19 shows \$1.1 Mw

Shared Services  
Core Services  
System Service Allocations  
11 Debt Service Transfer In/(Out)

Additional transfers to plant funds for Auxiliary funded projects (\$7.4 M) and HEF funded projects (\$1.3 M).

TRB Principal and interest payments will not be included quarte



	7 j	7 j	†	k v	7 "	7 -	7 7	#	7 7
V u 7 o 8 o 8 # o " # " =-7 V h 7 8 @ @ @ \ k									
o 7			o A						
h k \ @ @ #									
) o h ) o @ # -			v s					v	u # Z H
<i>fers Between UNTS Components</i> o o # o o o " ) o u @ \									

<b>Net Tuition and Fees</b>	
1	Sales of Goods and Services The budget for Correctional Medicine was overestimated (see Professional Fees and Services expense).
2	Grants and Contracts Research related deferred revenue of \$3.9M were accrued in FY 2018 and reversed in FY 2019.
3	State Appropriations A change in the methodology to record State paid benefits has resulted in the budget estimate to be understated.
<b>Capital Appropriations HEF</b>	
Net Professional Fees	
Gift Income	
Investment Income	
Other Revenue	
4	Salaries - Faculty Recruitment of key academic personnel, including chairs, deans, and other faculty positions, has taken longer than originally planned.
	Salaries - Staff
	Wages and Other Compensation
5	Benefits and Other Payroll R Filling vacant positions is taking longer than expected, resulting in lower than estimated payroll benefit costs.
	Cost of Goods Sold
6	Professional Fees and Services was overestimated (see Sales of Goods and Services) Travel
	Materials and Supplies
	R
	Printing and Reproduction
	Other Expenses
	Internal (Income)/Charges
	Debt Service - Principal
	Debt Service - Interest
	Capital Expenses
7	Scholarships, Exemptions and Financial Aid  A methodology change in recording Discounts & Allowances prompted the variance.
<b>Intra Campus Transfers Between Funds</b>	
Inter Fund Transfers In/(Out)	
<b>Transfers Between UNITS Components</b>	
Shared Services	
Core Services	
8	Other Inter Unit Transfers In/(Out) Quarter 1 Actuals reflect the entire TRB transfer, rather than timing the transfers with the debt service payments for the quarter. However, once the final debt service payment for the fiscal year is recorded, any significant difference between Actuals and planned transfers should be eliminated.
<b>Other Transfers</b>	
Transfer to other State Agencies In/(Out)	
Other Legislative Transfers In/(Out)	

REVENUES

V u 7  
o 8 o  
8 #  
o \*\*  
# \*\* =-7  
V h 7  
8 @  
@ @  
k A @

Variance

Preliminary  
FY17 Actuals FY18 Actuals

\  
@ @  
Subtotal Maintenance & Operation Costs  
) o h  
) o @  
#  
7 o h u  
)

) o u @ \  
\ @ y u @ \  
Other Transfers  
u o \*\* @ \  
\ O u @ \  
O \*\*

Total Transfers \$ (2,996,532) \$ (9,191,247) \$ (6,194,715)







FY19 Revenues, Expenses, and Transfers Current Funds by Quarter  
 Variance Explanations



REVENUES		
	Net Tuition and Fees	
	Sales of Goods and Services	
	Grants and Contracts	
1	State Appropriations	\$859K Timing of Q1 State benefit accrual
	Capital Appropriations HEF	
	Net Professional Fees	
	Gift Inco oD iA k oDCHF E 2 X D l l o s l a l l o s l	
	Cost of Goods Sold	
3	Professional Fees and Services	
		\$406K Unfavorable IT Expenses posting here, budgeted in Capital Expenses and Repairs & Maintenance
	Travel	
	Materials and Supplies	
	Communication and Utilities	
	Repairs and Maintenance	
4	Rentals and Leases	\$699.3K Unfavorable IT Expenses posting here, budgeted in Capital Expenses and Repairs & Maintenance
	Printing and Reproduction	
	Other Expenses	
	Debt Service Principal	
	Debt Service Interest	
5	Capital Expenses	\$994K Favorable IT expenditures budgeted here and posting to Professional Fees, Materials, and Leases
	Scholarships, Exemptions and Financial Aid	
TRANSFERS		
	<i>Intra Campus Transfers Between Funds</i>	
	Inter Fund Transfers In/(Out)	
	<i>Transfers Be-</i>	
	<i>) e tSer eTransfer In Out</i>	<i>U Unfa ora e CampusTk BTransfer see offbet Oe ovs atD eTransfers</i>
	<i>Other Inter Un tTransfersIn Out</i>	<i>M Unfa ora e ke enue e n de reased re pisa or elaco n w th ount n</i>
	<i>Other Transfers</i>	
	Transfer to other State Ag	in Debt Service Transfer In/(Out)

f<sub>1</sub> ° ± # μ μ α ± ! °



University of North Texas System  
Consolidated Investment Portfolio  
For the Quarter Ending November 30, 2018

	Beginning Market Value		Ending Market Value		Accrued Interest	Approximate Quarterly Yield	
<b>Short-Term Pool</b>							
University of North Texas	\$	105,153,359	\$	23,043,508	\$	38,207	2.01%
UNT Health Science Center	\$	62,821,770	\$	50,760,657	\$	94,976	2.15%
UNT Dallas	\$	12,305,273	\$	6,110,941	\$	7,015	1.98%
UNT System	\$	11,652,463	\$	8,111,687	\$	6,603	2.05%
<b>Total Short-Term Pool</b>	\$	<b>191,932,864</b>	\$	<b>88,026,793</b>	\$	<b>146,801</b>	<b>2.07%</b>
<b>Intermediate Pool</b>							
University of North Texas	\$	49,606,611	\$	49,633,299	\$	38,303	0.08%
UNT Health Science Center	\$	29,897,786	\$	29,898,181	\$	36,879	0.00%
<b>Total Intermediate Pool</b>	\$	<b>79,504,397</b>	\$	<b>79,531,480</b>	\$	<b>75,182</b>	<b>0.05%</b>
<b>Long-Term Pool</b>							
University of North Texas	\$	109,514,706	\$	104,837,044	\$	-	-3.36%
UNT Health Science Center	\$	36,530,607	\$	34,957,558	\$	-	-3.36%
UNT Dallas	\$	6,355,954	\$	6,097,071	\$	-	-3.36%
UNT System	\$	6,146,924	\$	5,863,740	\$	-	-3.36%
<b>Total Long-Term Pool</b>	\$	<b>158,548,191</b>	\$	<b>151,755,413</b>	\$	<b>-</b>	<b>-3.36%</b>
<b>Campus Endowments</b>							
University of North Texas	\$	56,163,080	\$	54,016,753	\$	-	-3.42%
UNT Health Science Center	\$	47,155,365	\$	44,706,650	\$	-	-4.65%
UNT Dallas	\$	930,533	\$	889,690	\$	-	-3.49%
<b>Total Campus Endowments</b>	\$	<b>104,248,978</b>	\$	<b>99,613,094</b>	\$	<b>-</b>	<b>-3.97%</b>
<b>Foundation Endowments<sup>1</sup></b>							
University of North Texas	\$	138,696,605	\$	136,887,233	\$	-	-3.42%
UNT Health Science Center	\$	19,737,157	\$	18,750,264	\$	-	-4.60%
UNT Dallas	\$	393,683	\$	589,262	\$	-	-
<b>Total Foundation Endowments</b>	\$	<b>158,827,445</b>	\$	<b>156,226,759</b>	\$	<b>-</b>	<b>-3.55%</b>
<b>Debt Proceeds Pool</b>							
University of North Texas	\$	22,392,243	\$	95,612,948	\$	16,055	2.11%
UNT Health Science Center	\$	-	\$	6,577,180	\$	494	2.15%
UNT Dallas	\$	40,133,820	\$	35,234,909	\$	2,740	2.09%
UNT System	\$	34,885,514	\$	31,944,564	\$	2,430	2.08%
<b>Total Debt Proceeds Pool</b>	\$	<b>97,411,576</b>	\$	<b>169,369,601</b>	\$	<b>21,719</b>	<b>2.10%</b>

	Beginning Market Value		Ending Market Value		Accrued Interest	
Totals for All Asset Pools	\$	790,473,451	\$	744,523,139	\$	243,702

(1) Foundation investments not assets of the System



Fixed Income

Equity


Real Assets

Hedge Funds

Cash

TIPS

Fou80 91-1 0Q47.97 52.01.09 193.82 162.29 193.82 Tm[1 120.6 rg628.42 247.97 1Fo)-3.997 (u80 91-1 0Q47.97





LINT

LINT

Office of Investment

The attached report...

UNIVERSITY OF TEXAS AT THE BURNHAM

Investment Strategy

Handwritten signature/initials in blue ink.

Robert H. Brown, CPA

Senior Vice President, Senior Director, Investment Services, UT System

2-4 BURE

Date:

James Mauldin, CRA, CFP

Senior Vice President, Chief Investment Officer, UT System

Site

Ó)á) \* Tæ\^c Xæ\^

Ó)á) \* Tæ\^c Xæ\^

CE&&^á l)c^!^c

CE]]!{æc^Ú^ælc^|c^Yá

Ú@[icÉV^! { Ú[[[

Á

FÉÍFÍHÉHÍJ

Á

GHÉIHÉÍEÌ

Á

HÍÉGEÍ

GÉEFÁ

I)c^! { ^áæc^ Ú[[[

Á

IJÉÍEÍÉÍFF

Á

IJEÍHHÉGJJ

Á

HÍÉHEH

ÉÉÉÍÁ

Š[}\*ÉV^! { Ú[[[

Á

ÍFÍÉ FEJÉÍFÍÉÍEÌ

Á

FEÍÉIHÍÉEII

Á

Á

Æ

F

Á


€

Á

Á

ÁJÉ

Á



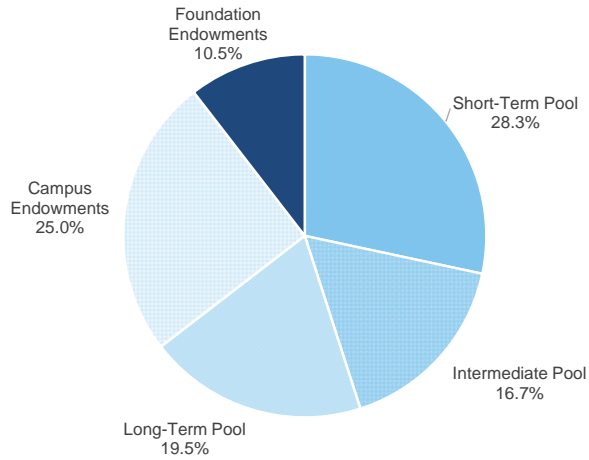



University of North Texas Health Science Center  
*Investment Portfolio*  
 For the Quarter Ending November 30, 2018

	Beginning Market Value	Ending Market Value	Accrued Interest	Approximate Quarterly Yield
Short-Term Pool	\$ 62,821,770	\$ 50,760,657	\$ 94,976	2.15%
Intermediate Pool	\$ 29,897,786	\$ 29,898,181	\$ 36,879	-0.01%
Long-Term Pool	\$ 36,530,607	\$ 34,957,558	\$ -	-3.36%
Campus Endowments	\$ 47,155,365	\$ 44,706,650	\$ -	-4.65%
Foundation Endowments	\$ 19,737,157	\$ 18,750,264	\$ -	-4.60%
Debt Proceeds Pool	\$ -	\$ 6,577,180	\$ 494	2.15%

	Beginning Market Value	Ending Market Value	Accrued Interest
Totals for All Asset Pools	\$ 196,142,684	\$ 185,650,490	\$ 132,349

University of North Texas Health Science Center Investment Portfolio  
 Market Values as of 11/30/2018 (excludes Debt Proceeds)





University of North Texas Dallas  
*Investment Portfolio*  
For the Quarter Ending November 30, 2018

	Beginning Market Value	Ending Market Value	Accrued Interest	Approximate Quarterly Yield
Short-Term Pool	\$ 12,305,273	\$ 6,110,941	\$ 7,015	1.98%
Long-Term Pool	\$ 6,355,954	\$ 6,097,071	-	-3.36%
Campus Endowments	\$ 930,533	\$ 889,690	-	-3.49%
Foundation Endowments	\$ 393,683	\$ 589,262	-	-
Debt Proceeds Pool	\$ 40,133,820	\$ 35,234,909	\$ 2,740	2.09%

	Beginning Market Value	Ending Market Value	Accrued Interest
Totals for All Asset Pools	\$ 60,119,262	\$ 48,921,873	\$ 9,755



UN

• DALLAS, T

	Beginning Market Value	Ending Market Value	Accrued Interest	Approximate Quarterly Yield
Short-Term Pool	\$ 11,652,463	\$ 8,111,687	\$ 6,603	2.05%
Long-Term Pool	\$ 6,146,924	\$ 5,863,740	-	-3.36%













UNIVERSITY OF NORTH TEXAS®

2020	2021	2022	2023+	Total Project
		0.60	6.00	6.60
	0.20	2.00		2.20
3.00	22.00	55.00	10.00	91.00
6.15	33.15	82.19	38.16	160.65
1.50	1.50	1.50	1.50	7.50
				9.00
1.50	1.50	1.50	1.50	16.50
79.95	38.15	93.19	39.66	585.14

Hall Renovation  
Ground Utility Repairs  
2nd Floor Renovation

2020	2021	2022	2023+	Total
25.70	12.00	24.84	23.68	142.52

Proj. No.	Project	Funding Source	Prior Yrs Budget	2019	2020	2021	2022	2023+	Total Project
<b>Previously Approved Projects:</b>									
<b>System OFPC Managed Projects</b>									
16-1.01	Student Learning & Success Center	TRB	49.40	13.60	-	-	-	-	63.00
			<b>49.40</b>	<b>13.60</b>	-	-	-	-	<b>63.00</b>
<b>New Projects for Approval:</b>									
			-	-	-	-	-	-	-
<b>Planned Projects with Identified Funding Sources:</b>									
02-1901	Landmark Tower	GIFT			4.50				4.50
02-1902	Second Residence Hall	RFS			3.00	20.00			







**UNT System FY 2019 Capital Improvement Plan Status**  
 University of North Texas System Facilities Planning Construction  
 February 2019  
 (Reported as of December 14, 2018)



The planning, programming, design, and construction of the following (17) projects are managed by the UNT System Office of Facilities Planning and Construction (OFFPC). All update information is provided by OFFPC.

**University of North Texas Campus**

**16.1.20 College of Visual Arts and Design**

**Current Project Status**

Construction activities continue on the renovation of the existing art building. Life safety improvements continue including installing a sprinkler system, upgrading the fire alarms, and adding required egresses. The majority of the mechanical ducts and electrical systems continue to be upgraded and replaced. The project is expected to have a substantial completion date in January 2019 and remains on budget.

**Project Budget**

Approved Budget	\$	70,000,000	Expensed \$	56,098,658
			Encumbered \$	10,296,539
			Remaining Balance \$	3,604,803

Project Schedule	Soliditation/Type of Contract			Selected Firm	HUB Participation
	Contract				
Project Phase:	Construction				
Phase % Complete:	90%				
				Dec 15	Jul 16
				Dec 16	Jun 17
				Jun 18	Jan 19
				Jul 18	Mar 19

	Original CIP Schedule	Previously Reported	Current Projected	Actual
Planning/Programming Complete				
Design Complete				
Construction Substantial Completion				
Construction End				

**16.1.84a New Residence Hall Phase 1**

**Current Project Status**

The Tour Center is substantially complete. The furniture will begin installation in January 2019 with move in scheduled for February 2019. The Residence Hall construction is well underway. Finish trades have begun on level 5, drywall is complete on levels 2-5, roofing is complete, and power is on. The tower crane has been removed and rough grading has begun. The project is on track for substantial completion of February 28, 2019.

**Project Budget**

Approved Budget	\$	58,900,000	Expensed \$	41,226,098
			Encumbered \$	13,750,049
			Remaining Balance \$	3,923,853

**Major Project Contract Information**

	Soliditation/Type of Contract			Selected Firm	HUB Participation
	Contract				
Architect	RFQ			Jacobs Engineering	22.74%
Contractor	CMAR			JT Vaughn	17.33%
Contractor					
Contractor					

**Project Schedule**

Project Schedule	Project Phase:	Soliditation/Type of Contract	Phase % Complete:	Original CIP Schedule	Previously Reported	Current Projected	Actual
	Construction		80%				
	Planning/Programming Complete			May 16			Jan 17
	Design Complete			Feb 17			Sep 17
	Construction Substantial Completion			May 18	Feb 19	Feb 19	
	Construction End			Jun 18	Mar 19	Mar 19	

**UNT System FY 2019 Capital Improvement Plan Status**  
 University of North Texas System Facilities Planning Construction  
 February 2019  
 (Reported as of December 14, 2018)



**16 266 Coliseum Concourse Renovation**  
**Current Project Status**

Project Budget			
Approved Budget	\$	8,000,000	
			Expensed \$ 7,160,674
			Encumbered \$ 601,145
			Remaining Balance \$ 238,181

**Major Project Contract Information**

Architect	RFQ	Elements of Architecture	100.00%
Contractor	CMAR	Construction Zone	100.00%
Contractor			
Contractor			

**Project Schedule**

Project Phase:	Construction			
Phase % Complete:	100%			
		Dec 15		Dec 15
		Oct 16		Apr 17
Construction Substantial Completion		Aug 17		May 18
Construction End		Sep 17	Jan 19	Mar 19

**16 267 1500I 35E Building**  
**Current Project Status**

The management of the design and construction of this project is split between UNT System Facilities and UNT Facilities. UNT System OFPC is responsible for the building envelope, core necessities and required infrastructure of the facility. UNT Facilities is responsible for the programming, design, and construction of the building interior and other improvements to the parking lot. Construction on the core and shell is complete and project closeout is underway. The interior renovation is underway but the completion of this portion of the project has been delayed due to the contractor beginning the project on time. Vaughan began work in late September but was unable to make up the delay in schedule.

Project Budget			
Approved Budget	\$	12,500,000	
			Expensed \$ 6,570,342
			Encumbered \$ 4,097,200
			Remaining Balance \$ 1,832,458

**Major Project Contract Information**

	Solicitation/Type of Contract		
Architect	Sole Source	Corgan	19.06%
Contractor	CMAR	Pogue Construction	24.22%
Contractor	Co Op	JT Vaughn	18.40%
Contractor			

**Project Schedule**

Project Phase (UNT):	Construction				
Phase % Complete:	75%				
Project Phase (OFPC):	Complete				
Phase % Complete:	100%				
		Original CIP Schedule	Previously Reported	Current Projected	Actual
Planning/Programming Complete		Feb 16			Oct 16
Design Complete		Nov 16			Jun 18
Construction Substantial Completion		Aug 17	Dec 18	Dec 18	
Construction End		Sep 17	Jan 19	Feb 19	



**UNT System FY 2019 Capital Improvement Plan Status**  
 University of North Texas System Facilities Planning Construction  
 February 2019  
 (Reported as of December 14, 2018)



**17 01 0010 New Classroom Building**

**Current Project Status**

UNT Campus administration has directed this project be placed on hold at the present time.

**Project Budget**

Approved Budget	\$	25,100,000		Expensed	\$	25,000
				Encumbered	\$	
				Remaining Balance	\$	25,075,000

**Major Project Contract Information**

	Solicitation/Type of Contract	Selected Firm	HUB Participation
Architect	RFQ	TreanorHL	
Contractor			
Contractor			
Contractor			

**Project Schedule**

Project Phase:	Planning				
Phase % Complete:	0%	<b>Original CIP Schedule</b>	<b>Previously Reported</b>	<b>Current Projected</b>	<b>Actual</b>
	Planning/Programming Complete	Apr 17	TBD	TBD	
	Design Complete	Apr 18	TBD	TBD	
	Construction Substantial Completion	Jul 19	TBD	TBD	
	Construction End	Aug 19	TBD	TBD	

**18 01 0004 Art Building Roof Replacement**

**Current Project Status**

This project was coordinated with the construction activity for the new College of Visual Arts and Design Building. Construction activities have begun and are on going. The decision to remove old and unused exhaust boxes on the roof created a need to infill holes, not originally scheduled for. Additionally the uncovering of a 10'x20' portion of the roof that was not structurally supported caused the project to engage a structural engineer for resolution resulting in a delay in the substantial completion date. Furthermore, record rains continued to cause delays. The contractor is working to gain time in the schedule where possible.

**Project Budget**

Approved Budget	\$	1,350,000		Expensed	\$	595,366
				Encumbered	\$	443,372
				Remaining Balance	\$	311,262

**Major Project Contract Information**

	Solicitation/Type of Contract	Selected Firm	HUB Participation
Architect	IDIQ	Terracon	
Contractor	Sole Source	Hunt Construction Group	
Contractor			
Contractor			

**Project Schedule**

Project Phase:	Construction				
Phase % Complete:	90%	<b>Original CIP Schedule</b>	<b>Previously Reported</b>	<b>Current Projected</b>	<b>Actual</b>
	Planning/Programming Complete				
	Design Complete	Sep 17			Feb 18
	Construction Substantial Completion	Aug 18	Nov 18	Jan 19	
	Construction End	Sep 18	Dec 18	Feb 19	

**UNT System FY 2019 Capital Improvement Plan Status**  
 University of North Texas System Facilities Planning Construction  
 February 2019  
 (Reported as of December 14, 2018)



**18 01 0007 New Dining Hall**

**Current Project Status**

Initially, the 75% construction drawings that were priced for a guaranteed maximum price (GMP) came in 20% over budget, necessitating a redesign of the project. The 100% drawings were issued in October of 2018. The construction manager at risk (CMAR) is in the process of developing a revised GMP for the construction portion of this project. Once a GMP is negotiated and the construction drawings are complete, construction may proceed.

**Project Budget**

Approved Budget	\$	25,470,000	Expensed \$	1,771,098
			Encumbered \$	839,599
			Remaining Balance \$	22,859,303

**Major Project Contract Information**

	Soliditation/Type of		
	Contract	Selected Firm	HUB Participation
Architect	RFQ	Kirksey Architects	7.70%
Contractor	CMAR	Rogers O'Brien Construction	
Contractor			
Contractor			

**Project Schedule**

Project Phase:	Design				
Phase % Complete:	100%	<u>Original CIP Schedule</u>	<u>Previously Reported</u>	<u>Current Projected</u>	<u>Actual</u>
	Planning/Programming Complete	Sep 17			Nov 17
	Design Complete	Oct 18	Oct 18		Oct 18
	Construction Substantial Completion	Dec 19	Dec 19	Dec 19	
	Construction End	Jan 20	Jan 20	Jan 20	

**18 01 0008 Fouts Field Demolition, Parking, and Bus Transfer Station**

**Current Project Status**

Demolition of Fouts Field has begun and will be complete end of January 2019. The main driveway and connection to North Texas Blvd is anticipated to be completed prior to the beginning of the spring semester. Soil work for the first parking area will begin in January 2019. Substantial completion is anticipated for August 2019.

**Project Budget**

Approved Budget	\$	14,000,000	Expensed \$	843,860
			Encumbered \$	8,912,877
			Remaining Balance \$	4,243,263

**Major Project Contract Information**

	Soliditation/Type of		
	Contract	Selected Firm	HUB Participation
Architect	RFQ	Huitt Zollars	29.38%
Contractor	CSP	Pogue Construction	
Contractor			
Contractor			

**Project Schedule**

Project Phase:	Construction				
Phase % Complete:	20%	<u>Original CIP Schedule</u>	<u>Previously Reported</u>	<u>Current Projected</u>	<u>Actual</u>
	Planning/Programming Complete				
	Design Complete	Aug 18			Aug 18
	Construction Substantial Completion	Nov 18	Aug 19	Aug 19	
	Construction End	Dec 18	Sep 19	Sep 19	

**UNT System FY 2019 Capital Improvement Plan Status**  
 University of North Texas System Facilities Planning Construction  
 February 2019  
 (Reported as of December 14, 2018)



**18 01 0009 New Athletics Indoor Practice Facility**

**Current Project Status**

Site utility and earthwork is ongoing and nearing completion. The structural drilled piers are complete and the foundation grade beams are being formed in preparation for concrete. The structural steel will begin arriving on site in January 2019 with steel erection following. The project is currently tracking on schedule for substantial completion July 2019.

**Project Budget**

Approved Budget	\$	18,900,000		
			Expensed \$	2,694,287
			Encumbered \$	12,709,788
			Remaining Balance \$	3,495,925

**Major Project Contract Information**

	Soliditation/Type of		
	Contract	Selected Firm	HUB Participation
Architect	RFQ	Heery Architects	30.09%
Contractor	CSP	Links Construction	1.57%
Contractor			
Contractor			

**Project Schedule**

Project Phase:	Construction				
Phase % Complete:	25%	<u>Original CIP Schedule</u>	<u>Previously Reported</u>	<u>Current Projected</u>	<u>Actual</u>
	Planning/Programming Complete	Oct 17			Oct 17
	Design Complete	Jun 18			Jun 18
	Construction Substantial Completion	Jun 19	Jul 19	Jul 19	
	Construction End	Jul 19	Jul 19	Jul 19	

**19 01 1901 Maple Hall Dining and Residence Hall Interior Renovation**

**Current Project Status**

This project will be split to allow UNT System OFPC to manage the renovation of the Dining Hall and UNT Facilities to management the residence hall renovation portion of the project. Pre planning discussions between the campus and UNT System are currently underway.

**Project Budget**

Approved Budget	\$	9,550,000		
			Expensed \$	
			Encumbered \$	
			Remaining Balance \$	9,550,000

**Major Project Contract Information**

	Soliditation/Type of		
	Contract	Selected Firm	HUB Participation
Architect			
Contractor			
Contractor			
Contractor			

**Project Schedule**

Project Phase:	Programming				
Phase % Complete:	0%	<u>Original CIP Schedule</u>	<u>Previously Reported</u>	<u>Current Projected</u>	<u>Actual</u>
	Planning/Programming Complete				
	Design Complete	May 19	May 19	May 19	
	Construction Substantial Completion	Oct 20	Oct 20	Oct 20	
	Construction End	Jan 21	Jan 20	Jan 20	

**UNT System FY 2019 Capital Improvement Plan Status**  
 University of North Texas System Facilities Planning Construction  
 February 2019  
 (Reported as of December 14, 2018)



**19 01 1905 Art Studio Facility**

**Current Project Status**

VAI Architects has been selected as the design architects for the project. Programming began in December 2018 and is currently on going, and is expected to be complete in March 2019. Graduate students currently occupying Oak Street Hall have been temporarily relocated to other facilities in preparation to permanently cordoned off the facilities for the eventual demolition of the building.

**Project Budget**

Approved Budget	\$	7,000,000	Expensed \$	
			Encumbered \$	162,315
			Remaining Balance \$	6,837,685

**Major Project Contract Information**

	Solicitation/Type of Contract	Selected Firm	HUB Participation
Architect	RFQ	VAI Architects	
Contractor			
Contractor			
Contractor			

**Project Schedule**

Project Phase:	Programming			
Phase % Complete:	0%	<u>Original CIP Schedule</u>	<u>Previously Reported</u>	<u>Current Projected</u>
	Planning/Programming Complete	Mar 19	Mar 19	Mar 19
	Design Complete	Apr 20	Apr 20	Apr 20
	Construction Substantial Completion	Aug 21	Aug 21	Aug 21
	Construction End	Sep 21	Sep 21	Sep 21

**University of North Texas Dallas Campus**

**16 1.01 Student Learning and Success Center**

**Current Project Status**

Construction is ongoing. The chilled water loop and electrical system infrastructure to the building is complete. Interior wall framing is almost complete. Cast stone and masonry work are continuing. East wing windows and north curtain wall systems are now complete and the west wing window installation and southern facade curtain wall systems are on going. MEP rough in is almost complete and the drywall ceilings and walls are being installed. Lay in ceiling has started and the standing seam roofing is about 40% installed. Vista Court construction is on going. The project is on track for substantial completion in March 2019.

**Project Budget**

Approved Budget	\$	63,000,000	Expensed \$	34,407,851
			Encumbered \$	20,724,646
			Remaining Balance \$	7,867,503

**Major Project Contract Information**

	Solicitation/Type of Contract	Selected Firm	HUB Participation
Architect	RFQ	Moody Nolan	24.08%
Contractor	CMAR	Austin Commercial	13.54%
Contractor			
Contractor			

**Project Schedule**

Project Phase:	Construction			
Phase % Complete:	78%	<u>Original CIP Schedule</u>	<u>Previously Reported</u>	<u>Current Projected</u>
	Planning/Programming Complete	Jan 15		Jul 16
	Design Complete	Dec 16		Jun 17
	Construction Substantial Completion	Jun 19	Mar 19	Mar 19
	Construction End	Jul 19	May 19	May 19

**UNT System FY 2019 Capital Improvement Plan Status**  
 University of North Texas System Facilities Planning Construction  
 February 2019  
 (Reported as of December 14, 2018)



**University of North Texas Health Science Center Campus**

**16.1.40 Interdisciplinary Research Building**

**Current Project Status**

The interior and exterior are substantially complete. Punch list items for the exterior are underway. The extension of the thermal lines across Clifton Street will begin in early January 2019 and will complete mid March 2019. The resurfacing and repaving the Clifton St. sidewalks, curbs and gutters will begin immediately following the thermal line completion.

**Project Budget**

Approved Budget	\$	118,500,000	Expensed	\$	107,942,615
			Encumbered	\$	7,401,483
			Remaining Balance	\$	3,155,902

**Major Project Contract Information**

	Solicitation/Type of Contract	Selected Firm	HUB Participation
Architect	RFQ	TreanorHL	40.63%
Contractor	CVIAR	JT Vaughn	24.49%
Contractor			
Contractor			

**Project Schedule**

Project Phase:	Construction				
Phase % Complete:	98%	<b>Original CIP Schedule</b>	<b>Previously Reported</b>	<b>Current Projected</b>	<b>Actual</b>
	Planning/Programming Complete	Jul 15			Oct 15
	Design Complete	Aug 16			Oct 16
	Construction Substantial Completion	Dec 18			Sep 18
	Construction End	Dec 18	Oct 18	Mar 19	

**16.2.96 Research and Education (RES) Level 4**

**Current Project Status**

UNTHSC has requested to delay this project until FY 19 until the IREB opens and departments are moved into the new building. This will allow the renovations to begin.

**Project Budget**

Approved Budget	\$	4,500,000	Expensed	\$	3,600
			Encumbered	\$	
			Remaining Balance	\$	4,496,400

**Major Project Contract Information**

	Solicitation/Type of Contract	Selected Firm	HUB Participation
Architect			
Contractor			
Contractor			
Contractor			

**Project Schedule**

Project Phase:					
Phase % Complete:	0%	<b>Original CIP Schedule</b>	<b>Previously Reported</b>	<b>Current Projected</b>	<b>Actual</b>
	Planning/Programming Complete	Feb 16	TBD	TBD	
	Design Complete	Apr 16	TBD	TBD	
	Construction Substantial Completion	Dec 16	TBD	TBD	
	Construction End	Dec 16	TBD	TBD	



**UNT System FY 2019 Capital Improvement Plan Status**  
 University of North Texas System Facilities Planning Construction  
 February 2019  
 (Reported as of December 14, 2018)



**University of North Texas System**

**16 201 Renovate Dallas Municipal Building and Associated Law Buildings**

**Current Project Status**

Most walls are complete and have base paint for Levels 1-5. Basement level walls are being closed, and B2 Level is being framed. Hard ceilings are closed on Levels 1-4 and grid is being installed Levels 1-5. Plumbing is about 95% complete, with the installation of fixtures beginning. Historic plaster and cornice work is about 90% complete and historic painting is about to begin. Marble flooring and wainscot are complete on Levels 2 and 3, with Level 1 beginning. The project is on schedule for Substantial Completion of February 2019.

**Project Budget**

Approved Budget	\$	56,000,000		
			Expensed \$	30,933,893
			Encumbered \$	15,611,218
			Remaining Balance \$	9,454,889

**Major Project Contract Information**

	Solicitation/Type of Contract		
	Contract	Selected Firm	HUB Participation
Architect	RFQ	Stantec	25.16%
Contractor	CMAR	Turner Construction	16.54%
Contractor			
Contractor			

**Project Schedule**

Project Phase:	Construction				
Phase % Complete:	85%	<u>Original CIP Schedule</u>	<u>Previously Reported</u>	<u>Current Projected</u>	<u>Actual</u>
	Planning/Programming Complete	Nov 15			Jun 16
	Design Complete	Dec 16			Apr 17
	Construction Substantial Completion	Aug 19	Feb 19	Feb 19	
	Construction End	Aug 19	Mar 19	Mar 19	

UNT System FY 2019 Capital Improvement Plan Status



y V u = o # #  
7  
k )

The planning, programming, design, and construction of the following (1) project are managed by UNTHSC Facilities. All update information is provided by UNTHSC Facilities

**UNTHSC Facilities Projects**

**17 03 0001 East Parking Garage Renovation**

**Current Project Status**

# u yVu=0#" - #  
\*  
t  
u

**Project Budget**

Approved Budget ..... Expensed .....  
Encumbered .....  
Remaining Balance .....

**Major Project Contract Information**

Selected Firm HUB Participation  
Architect  
Contractor  
Contractor  
Contractor

**Project Schedule**

Project Phase: )

Original CIP Schedule	% Complete	Previously Reported	Current Projected	Actual
			U	)
			)	K
#	-		K	K

yVu0 7 # @ h o  
y V u 7  
7  
k )



u 7 yVu7 yVu7

yVu7 h

U = U-h

# h o  
u # o h #ch K 7  
7 )  
# K

h "

k "

U h # @

o u  
# o 7 =y" h  
k7j o #  
#ch 7  
#  
#

h o  
h h #  
h # \ #o h k # h  
h h #  
# o ) # U  
# # U K K

‡ = U-h

# h o  
h @) h # h @) U-h  
# \

h "

k "

U h # @

o u  
# o 7 =y" h  
k7j #  
# o #

h o  
h h )  
h # \ #o h k # h  
h h #  
# o ) # K K  
# # U )  
# U 7 7



yVuo 7 · # @ h o

yVu0 7 # @ h o  
y V u 7  
7  
k )

yVu0 7 # @ h o  
y V u 7

yVu0 7 # @ h o  
y V u 7  
k )



yo' U-hk

# h o

h "

.....  
k "

U h # @

° k7 U - 8 @  
#  
#  
#

h o

h h )

h #

# o # ) U )  
# - ) K K  
7 7

o = " o # h @

# h o

u ..... u  
y ..... 7

h "

.....  
k "

U h # @

o u  
# o 7 =y" h  
# \ #  
# \ Kùt

h o

h h #

h # h h # \ #o h k \ #o h  
# o ) # K  
# # ) V  
# o # ) K K  
# - . 7 7



yVu0 7 # @ h o  
y V u 7  
k )



# k k  
# h o



yVu0 7 # @ h o  
y V u 7  
k )



- h h O  
# h o

h " .....  
" .....  
k " .....

U h # @

° @ @ o 8 k  
# # \ K u  
#  
#

h o  
h h # U U  
h # ) \ ) \ V V

U = U-h k  
# h o

h " .....  
" .....  
k " .....

U h # @

° # \ - o o  
# U o 7 o W  
# K u

h o #  
h h # \ # o h k # h  
h # ) ° h K K h U  
# \ - o o # \ - o o h K K h  
W o 7 7

yVu0 7 # @ h o  
y V u 7  
k )




# = O k  
# h o

h " .....  
" .....  
k " .....

U h # @

° @ @ u =0  
#  
#  
#

h o  
p i U x X € > à r



yVu0 7 # @ h o  
y V u 7  
k )



) h y # y  
# h o

h "



yVu0 7 # @ h o  
y V u 7  
k )



) 7 o  
# h o  
u u o  
u #  
yVu

h "  
k "

U h # @  
o u  
# o 7 =y" h  
#  
#  
#

h o  
h h )  
h #  
U K K U  
K K K  
o . . .

8 # # O - O  
# h o

h "  
k "

U h # @  
#  
#  
#

h o  
h h h  
h #  
K K K  
V V V

yVu0 7 # @ h o  
y V u 7  
k 7 )



M = u # k  
# h o

h



yVuö 7 · # @ h ö  
y · V u 7  
k · )



# = U-hk  
# h ö

h " .....  
- " .....  
k - " .....

U h # @

·  
#  
#  
#

h ö  
h h h  
h · #



f# ± © μ α - 7 ± ' .. | « ± 2 - 2 a 1/4  
# μ 2 - · | · & α , ¶ % .. 3 2 μ





Portfolio Review	Status	Progress	Start Date	Go-Live Date
------------------	--------	----------	------------	--------------

**Infrastructure**

U # h" Ek				u")
# @				

**Enterprise Applications Systems**

- 7				
-----	--	--	--	--

**Finance and Administration Systems**

u " # h #\U hQ u-				
U o @				u")
o " # k				

**Student Administration Systems**

# o y #\U hQ u-				
V ) # O k				
yVu† o #\U hQ u-				
# o 7 @ @				u")

**Security**

o " u h " =o#				
† " =o# o o #				

